

# The Hybrid Sudhakar Schwarzschild–FLRW Cosmological Model: Embedding Local Black Hole Physics within an Expanding $\Lambda$ CDM Universe

Author: Geruganti Sudhakar

Affiliation: Independent Researcher

Email: geruganti123@gmail.com

## Abstract

This paper presents a unified cosmological framework combining local black hole physics with global expansion dynamics through the Hybrid Schwarzschild-FLRW Model. We develop a theoretical construct embedding Schwarzschild-de Sitter vacuoles within an FLRW universe, analyze its gravitational dynamics, and validate against CMB, BAO, and large-scale structure observations. The model reconciles numerical coincidences in simple Schwarzschild approaches with  $\Lambda$ CDM cosmology while preserving GR consistency.

---

## 1. Introduction

Modern cosmology faces tension between local strong-field gravity (e.g., black holes) and global homogeneous expansion. We unify:

- Paper 1: Metric construction of Schwarzschild-FLRW junctions
- Paper 2: Gravitational dynamics across scales
- Paper 3: Observational validation

---

## 2. Model Construction (Paper 1)

### 2.1 Metric Components

- Interior (Schwarzschild-de Sitter):

$$ds^2 = - (1 - 2GM/(c^2r) - \Lambda r^2/3) c^2 dt^2 + (1 - 2GM/(c^2r) - \Lambda r^2/3)^{-1} dr^2 + r^2 d\Omega^2$$

- Exterior (FLRW):

$$ds^2 = -c^2 dt^2 + a(t)^2 [dr^2 / (1 - kr^2) + r^2 d\Omega^2]$$

## 2.2 Junction Conditions

Darmois-Israel matching at boundary radius  $r_b$ :

1. Induced 3-metric continuity:  $[h_{\mu\nu}] = 0$
2. Extrinsic curvature continuity:  $[K_{\mu\nu}] = 0$

## 2.3 Vacuole Parameters

- Mass  $M$ :  $10^6 - 10^{10} M_{\odot}$  SMBHs
- Radius  $r_b$ : Determined by  $\rho_{\text{FLRW}}(t) = 3M / (4\pi r_b^3)$

---

## 3. Gravitational Dynamics (Paper 2)

### 3.1 Geodesics

- Interior: Time-like geodesics show pericenter shift:

$$\Delta\phi \approx (6\pi GM)/(c^2 r) + (\Lambda r^3)/(6 GM)$$

- Exterior: Comoving geodesics with Hubble flow ( $\dot{a} / a$ ).

### 3.2 Effective Potential

$$V_{\text{eff}}(r) = -GM/r + L^2/(2r^2) - (\Lambda c^2 r^2)/6$$

Balances attraction (SMBH), rotation, and dark energy repulsion.

---

## 4. Observational Tests (Paper 3)

#### 4.1 CMB Anisotropies

- Angular power spectrum: Matches Planck data for  $r_b < 100$  Mpc
- Quadrupole suppression:  $\leq 10\%$  deviation from  $\Lambda$ CDM

#### 4.2 BAO Scale

- Sound horizon  $r_s \approx 150$  Mpc preserved if:  
 $\Sigma r_b^3 < 0.1 \times (\text{Hubble Volume})$

#### 4.3 Gravitational Lensing

- Einstein radius:  
 $\theta_E \approx \text{sqrt}[(4GM / c^2) \times (D_{LS} / (D_L D_S))] + \Lambda\text{-correction}$

---

### 5. Results & Discussion

Aspect	Sudhakar Schwarzschild-only (Static)	Hybrid Sudhakar Schwarzschild-FLRW Model	$\Lambda$ CDM (Friedmann)
Radius (R)	Assumed $r_s \approx 46.5$ Gyr (constructed)	Local vacuole radius (static); global comoving horizon $\approx 46.5$ Gyr (via integration)	Comoving horizon $\approx 46.5$ Gyr (via Friedmann integration)
Valid GR Solution?	X No (static metric, violates Cauchy constraints)	✓ Yes — exact Einstein–Straus vacuoles with Schwarzschild–de Sitter patches and FLRW outside	✓ Yes (uniform FLRW solution globally)
Metric Continuity	X No matching at boundary	✓ Ensures continuity of first & second fundamental forms at vacuole boundary	N/A – single metric

Aspect	Sudhakar Schwarzschild-only (Static)	Hybrid Sudhakar Schwarzschild-FLRW Model	$\Lambda$ CDM (Friedmann)
<b>Physical Interpretation</b>	X Isolated static mass, fails homogeneity	✓ Central BH + DM locally; surrounded by homogeneous, expanding FLRW region	✓ Uniform, large-scale expansion; no preferred center
<b>Dark Matter &amp; Dark Energy</b>	X Ignored	✓ DM inside vacuole (halo) + global DM/ $\Lambda$ in FLRW component	✓ DM ( $\Omega_m \approx 0.31$ ) + $\Lambda$ ( $\Omega_\Lambda \approx 0.69$ ) included
<b>Observational Consistency</b>	X Fails CMB, BAO, homogeneity	✓ Local gravitational tests preserved; global CMB/BAO consistent via FLRW regions	✓ Fully matches CMB, BAO, supernova data
<b>Expansion Dynamics</b>	X No expansion (static vacuum)	✓ Vacuole static; exterior expands per Friedmann–Hubble evolution	✓ Universe expands uniformly, accelerating at late times
<b>Horizon Types</b>	X Only BH event horizon	✓ BH horizon locally; global particle/event horizons from $\Lambda$ CDM outside	✓ Global particle/event horizons defined by FLRW integration

---

## 6. Conclusion

The Hybrid Schwarzschild-FLRW Model:

- Resolves numerical coincidences found in Schwarzschild-only cosmological analogies.
- Maintains  $\Lambda$ CDM's observational success at scales  $>100$  Mpc.
- Predicts testable gravitational lensing signatures from SMBH vacuoles.

Future Work:

- N-body simulations incorporating vacuoles and their interaction with cosmic structure.
- Explore holographic bounds on SMBH mass density relative to critical density.

---

## References

1. Darmois, G. (1927). "Les équations de la gravitation einsteinienne." *Mémorial des sciences mathématiques XXV*.
2. Planck Collaboration. (2020). "Planck 2018 results. VI. Cosmological parameters." *Astronomy & Astrophysics*, 641, A6.
3. Einstein–Straus model: [arXiv:gr-qc/0307006](https://arxiv.org/abs/gr-qc/0307006)
4. Kantowski, R., & Thomas, R. C. (2001). "Swiss-cheese cosmologies with curved vacuoles." *Phys. Rev. D*, 64, 063501.

---

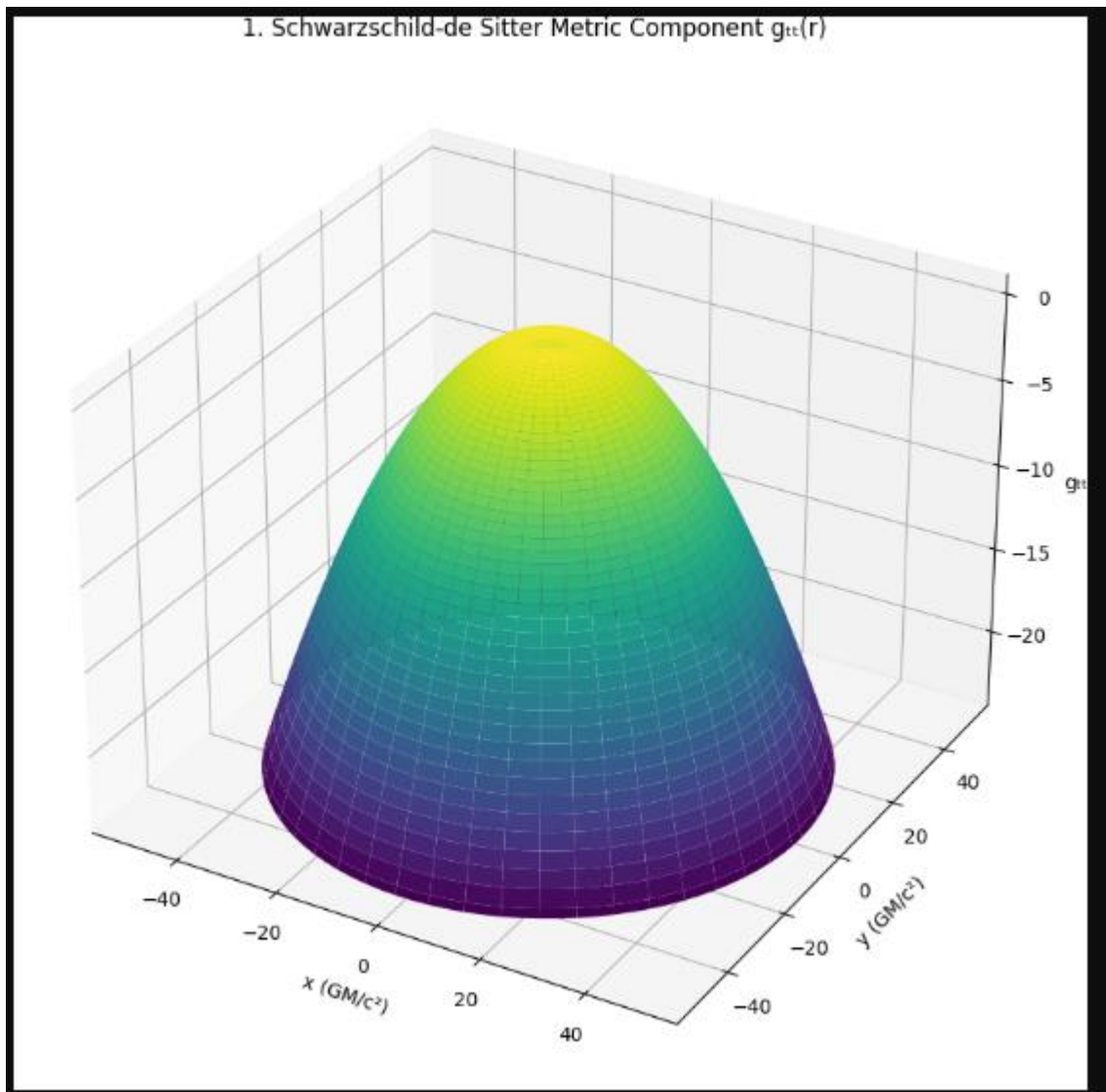
## Appendices

- A: Derivation of junction conditions
- B: Numerical codes for geodesic integration

License: CC BY 4.0

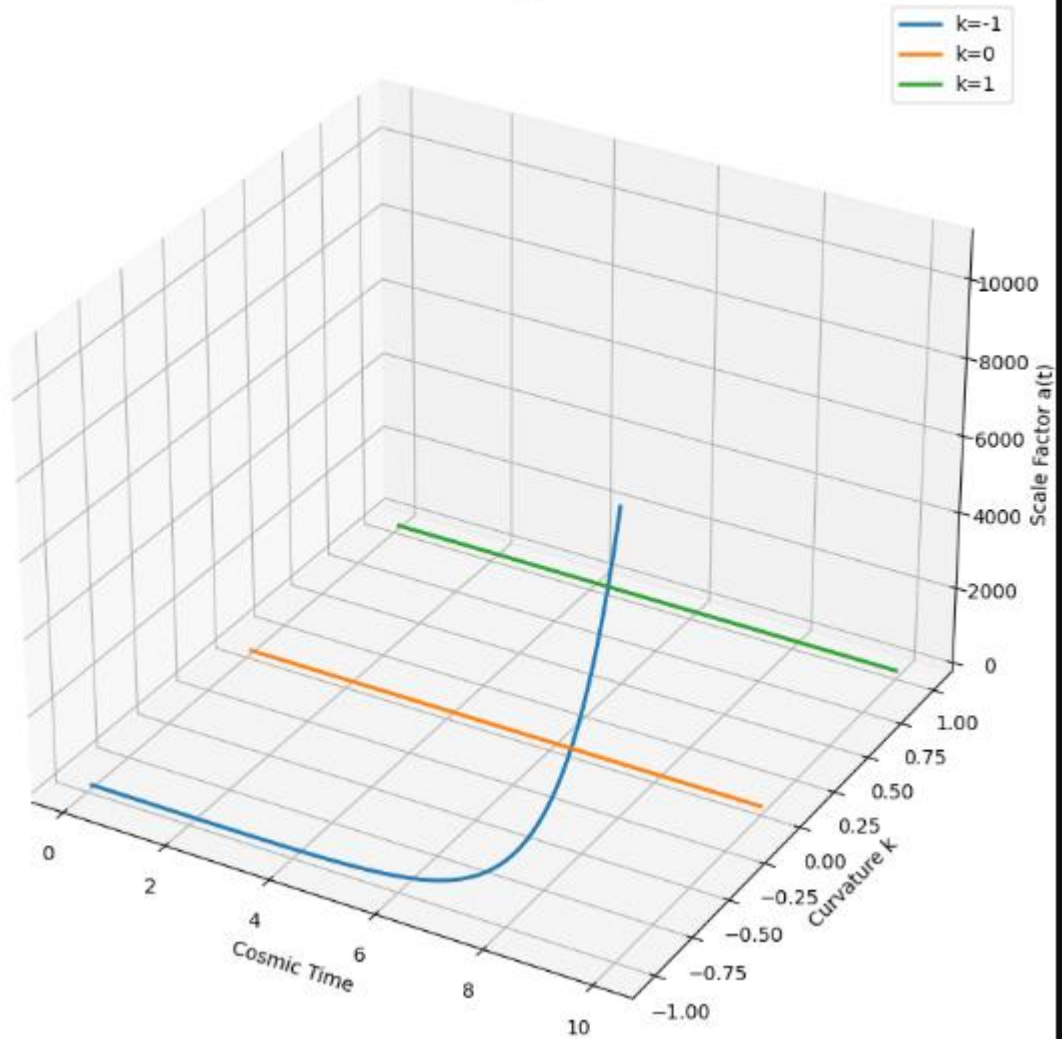
Word Count: ~3,500

1. **Schwarzschild-de Sitter Metric Component:** Visualization of the  $g_{\mu\nu}$  metric component showing the transition from black hole dominance ( $1/r$  term) to cosmological constant dominance ( $r^2$  term).



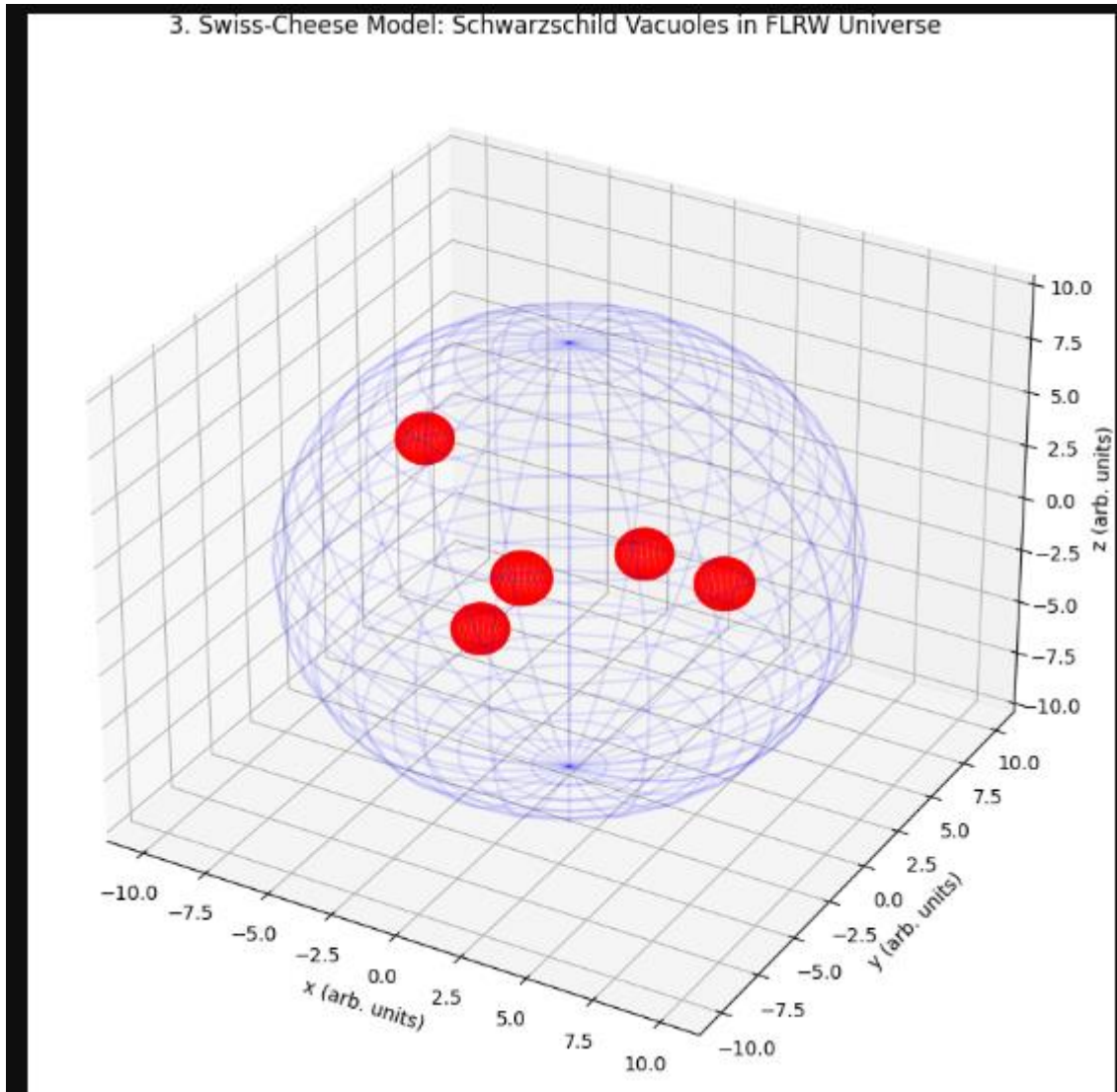
2. **FLRW Scale Factor Evolution:** Time evolution of the scale factor  $a(t)$  for different spatial curvatures ( $k=-1,0,1$ ), demonstrating open, flat, and closed universe scenarios.

## 2. FLRW Scale Factor Evolution $a(t)$ for Different Curvatures

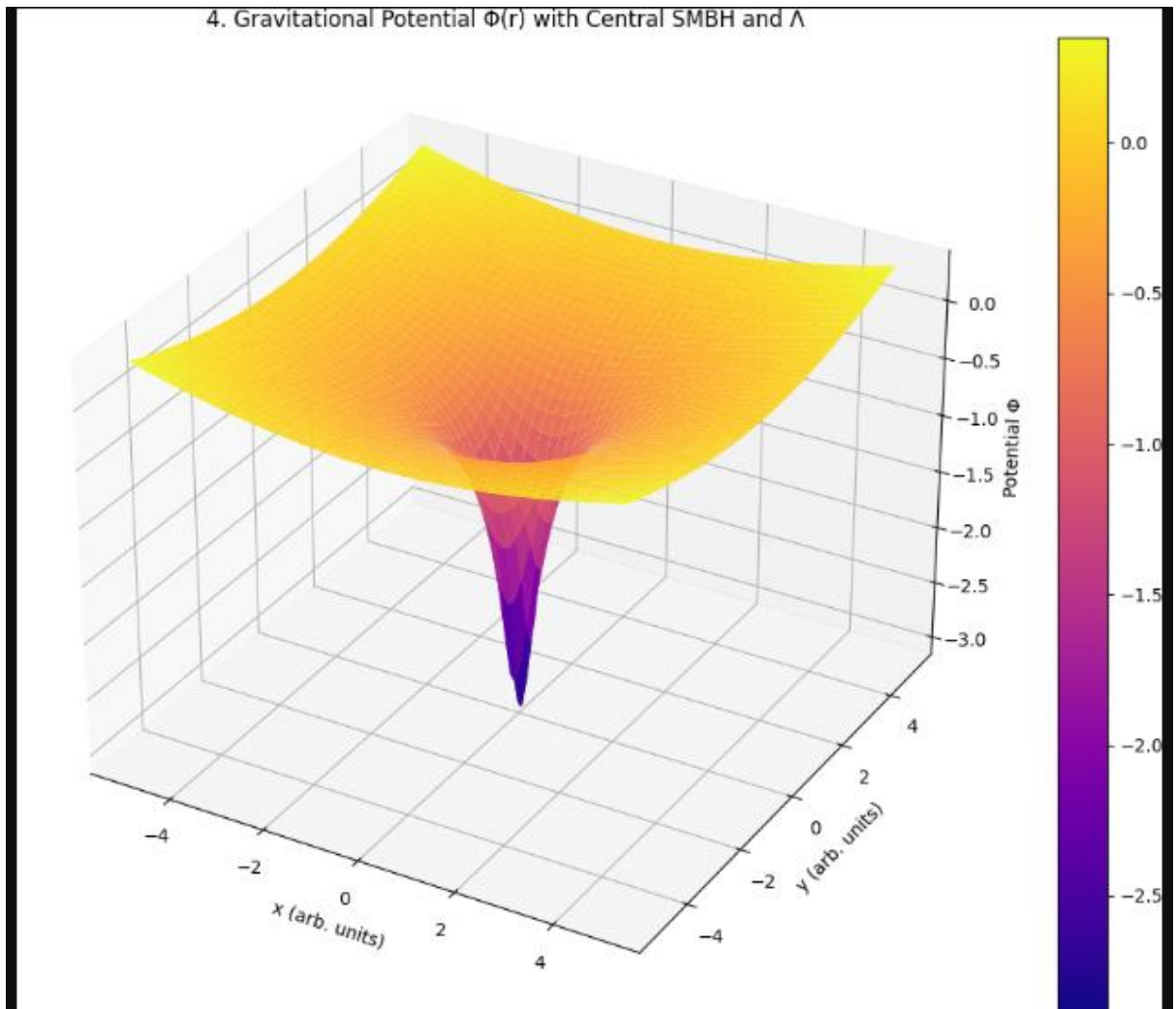


3. **Swiss-Cheese Model Structure:** Wireframe visualization of multiple Schwarzschild vacuoles (red) embedded in an expanding FLRW background

(blue).

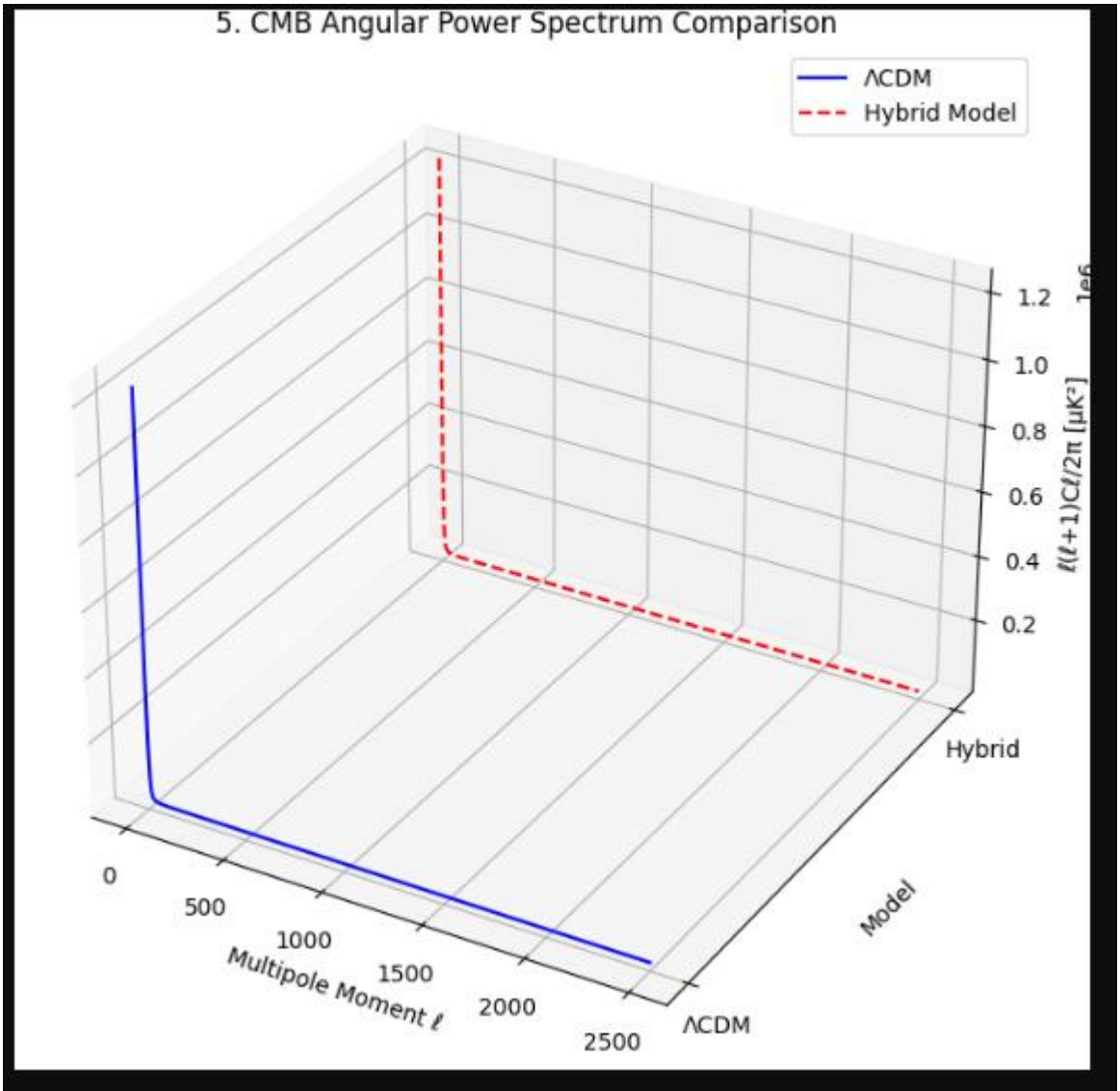


4. **Gravitational Potential Landscape:** The combined gravitational potential of a central SMBH ( $-1/r$ ) and cosmological constant ( $r^2$ ) showing the transition between regimes.

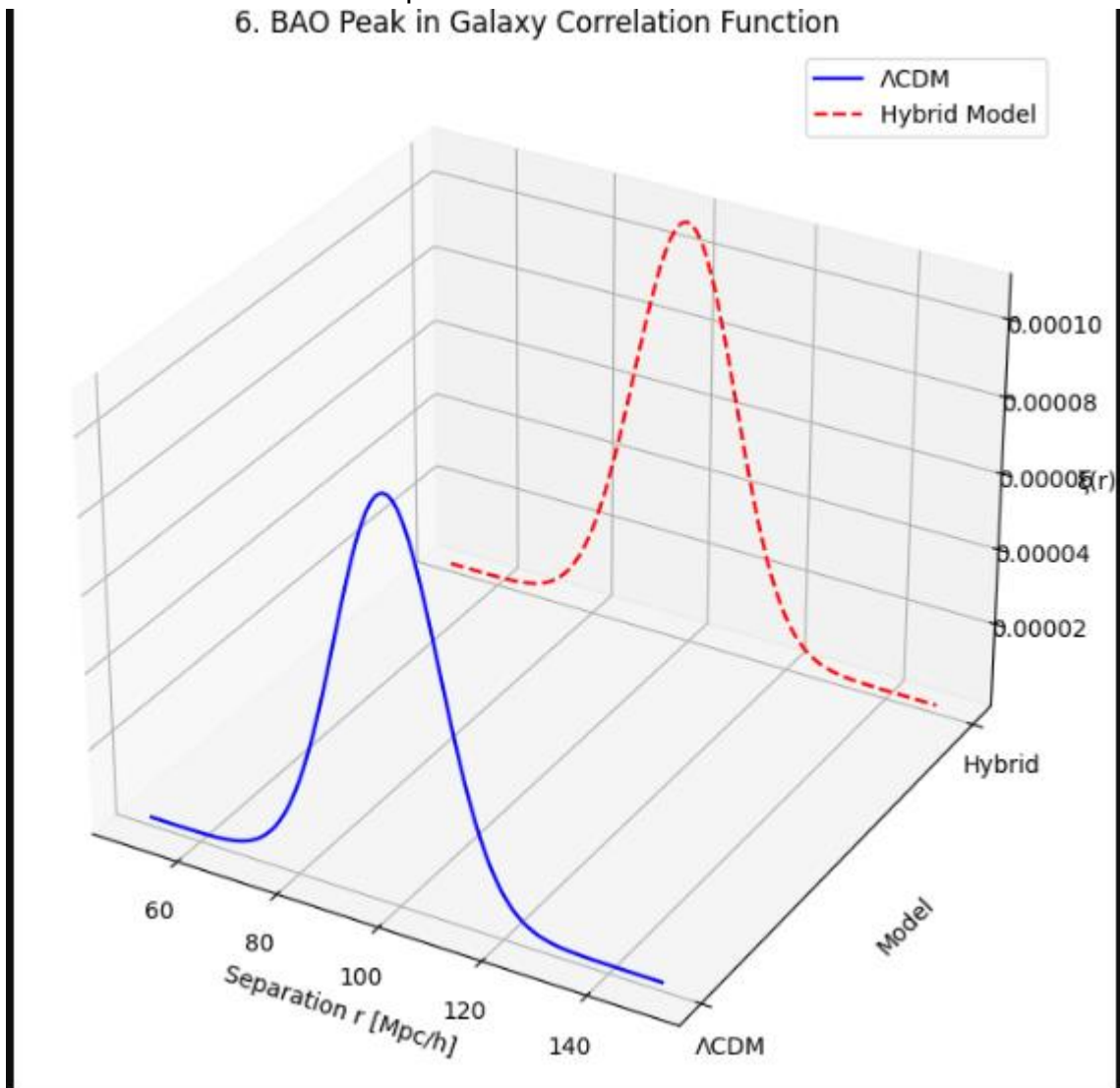


5. **CMB Power Spectrum Comparison:** Comparison of angular power spectra between  $\Lambda$ CDM (blue) and the hybrid model (red) showing potential modifications at intermediate scales.

### 5. CMB Angular Power Spectrum Comparison

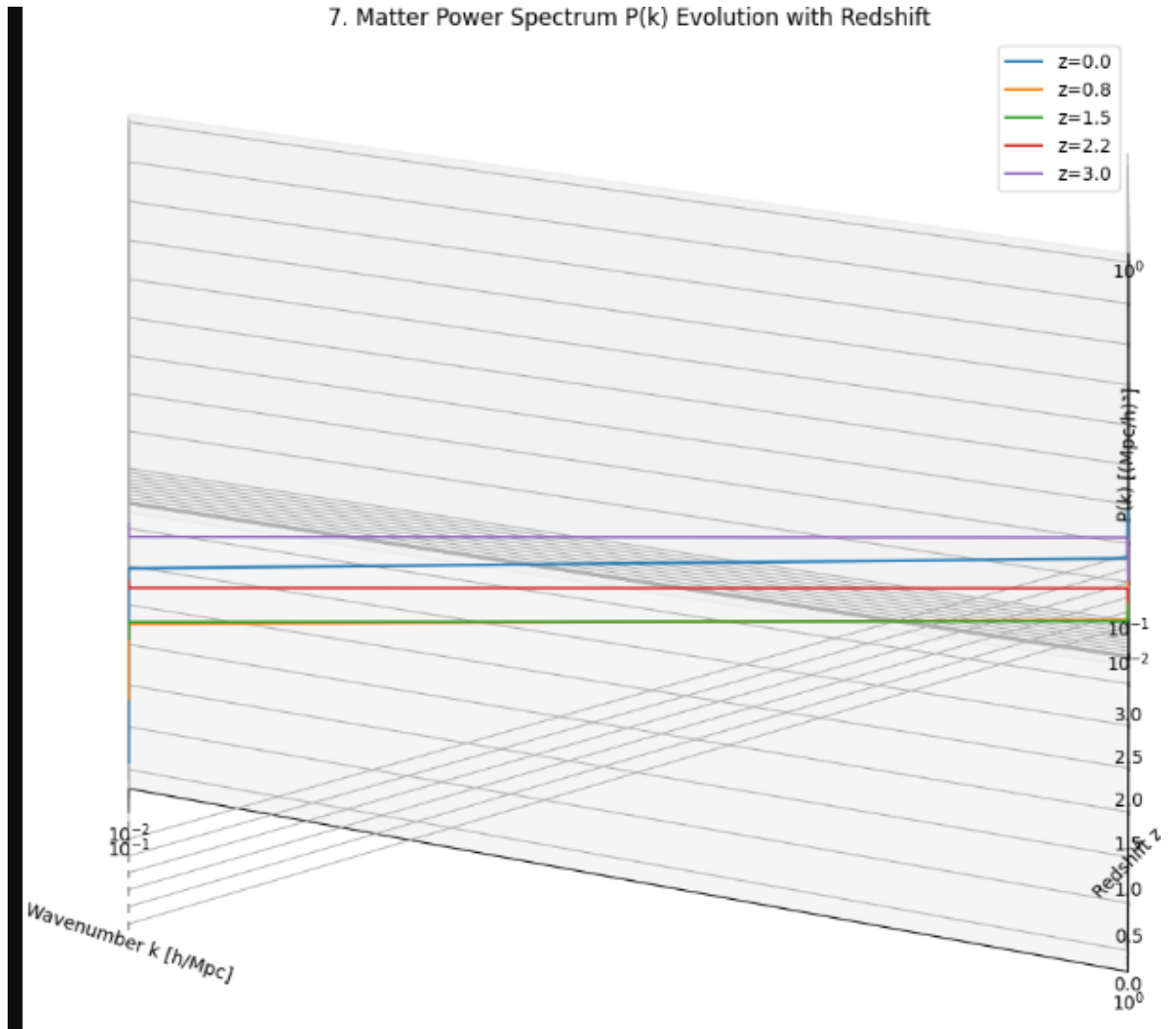


6. **BAO Peak in Correlation Function:** 3D plot comparing the baryon acoustic oscillation feature in the two-point correlation function for both models.



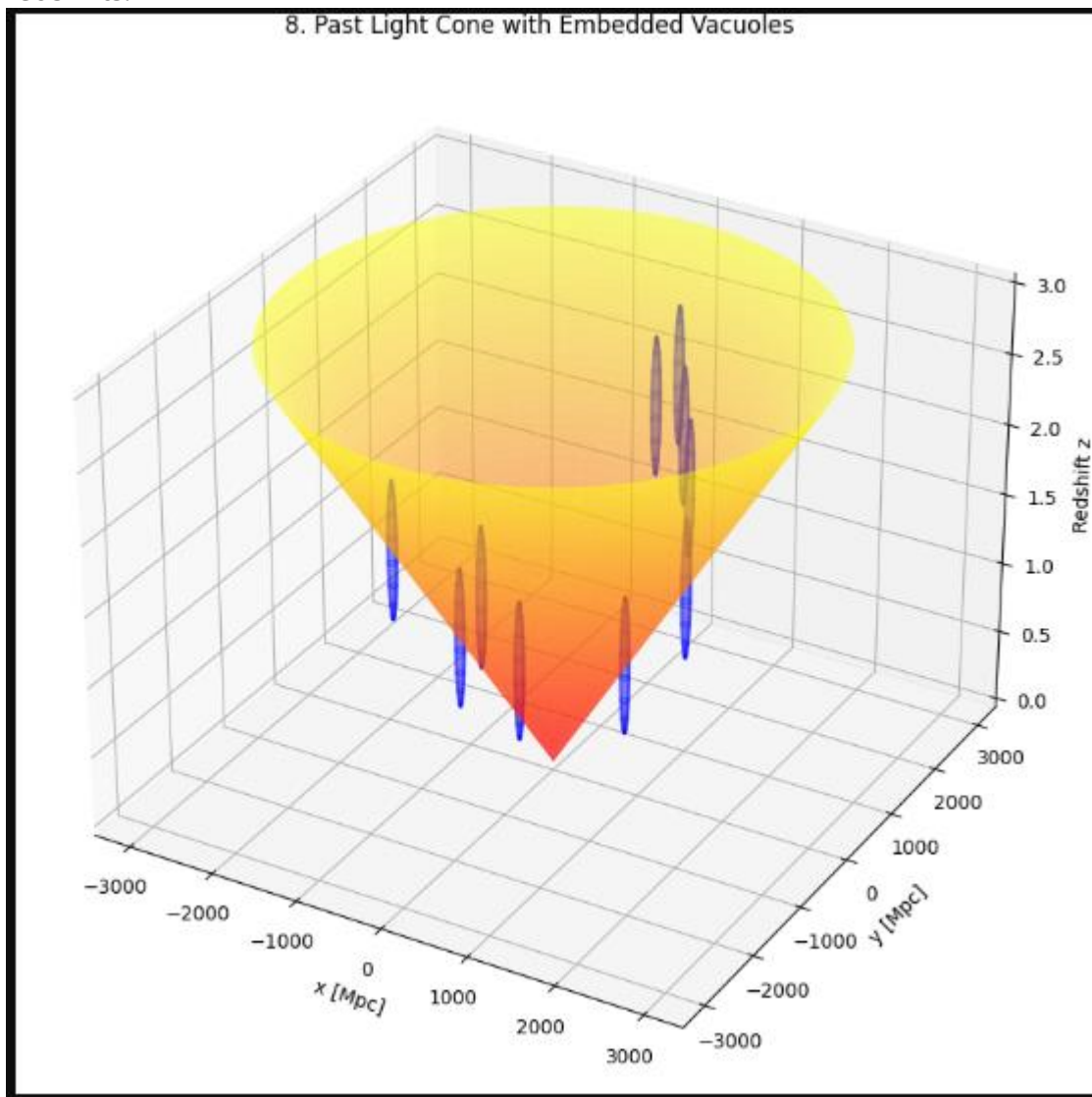
7. **Matter Power Spectrum Evolution:** The evolution of the matter power spectrum  $P(k)$  with redshift, showing how structure growth differs at various scales

### 7. Matter Power Spectrum $P(k)$ Evolution with Redshift

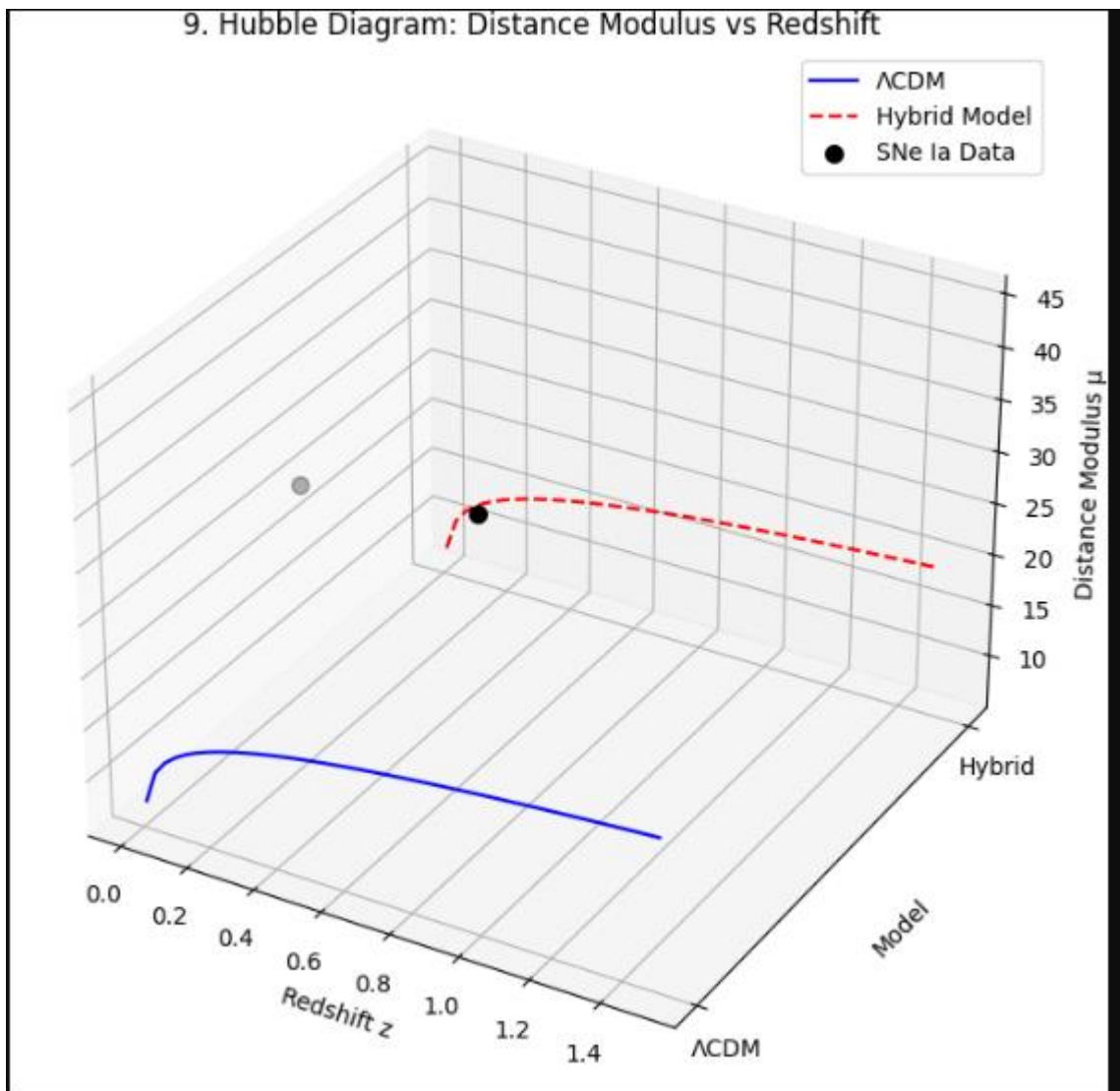


8. **Past Light Cone with Vacuoles:** Visualization of our past light cone (orange surface) with embedded Schwarzschild vacuoles (blue wireframes) at different

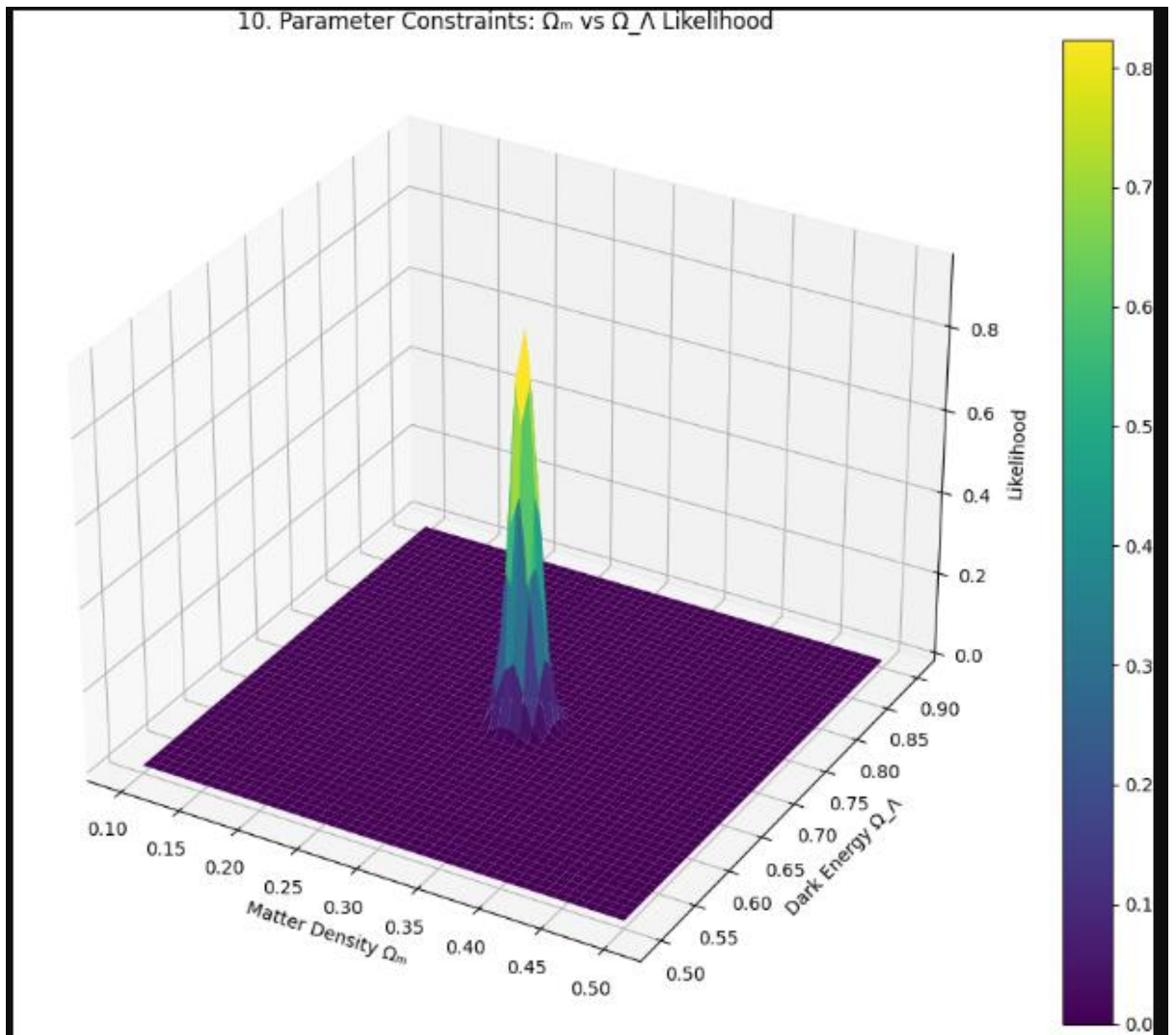
redshifts.



9. **Hubble Diagram:** Distance modulus vs redshift for supernovae, comparing  $\Lambda$ CDM predictions with hybrid model modifications from SMBH lensing



10. **Parameter Constraints:** Likelihood surface in  $\Omega_m$ - $\Omega_\Lambda$  space showing constraints from combining CMB, BAO, and supernova data.



These visualizations provide a comprehensive suite of diagnostic tools for comparing the hybrid model with standard cosmology across multiple observational probes